

CORONAVIRUS (COVID-19) IMPACT PLANNING REPORT

Fond du Lac County, Wisconsin

104,761

Population

42,528

Households

2.38

Avg Size Household

41.8

Median Age

\$60,360

Median Household Income

\$172,966

Median Home Value

POPULATION AND BUSINESSES



138.9

Daytime Population per Square Mile



3,974

Total Businesses



59,737

Total Employees

POVERTY AND LANGUAGE



9%

Households Below the Poverty Level



3,808

Households Below the Poverty Level

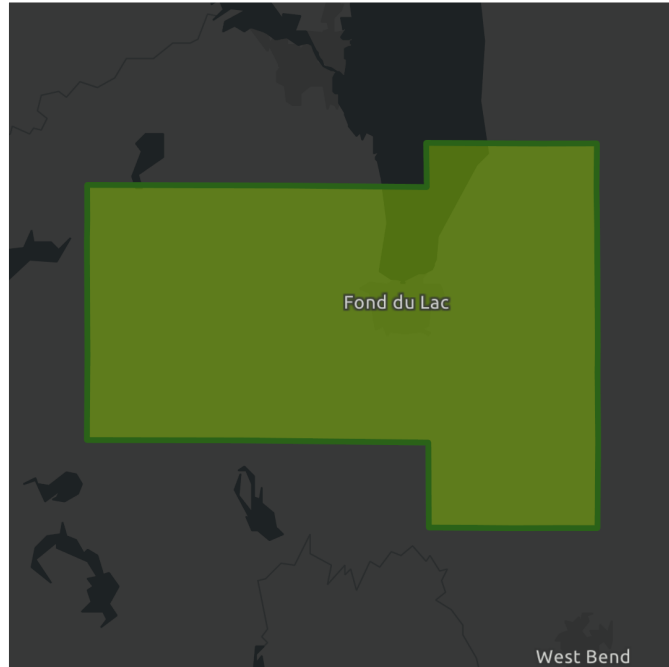
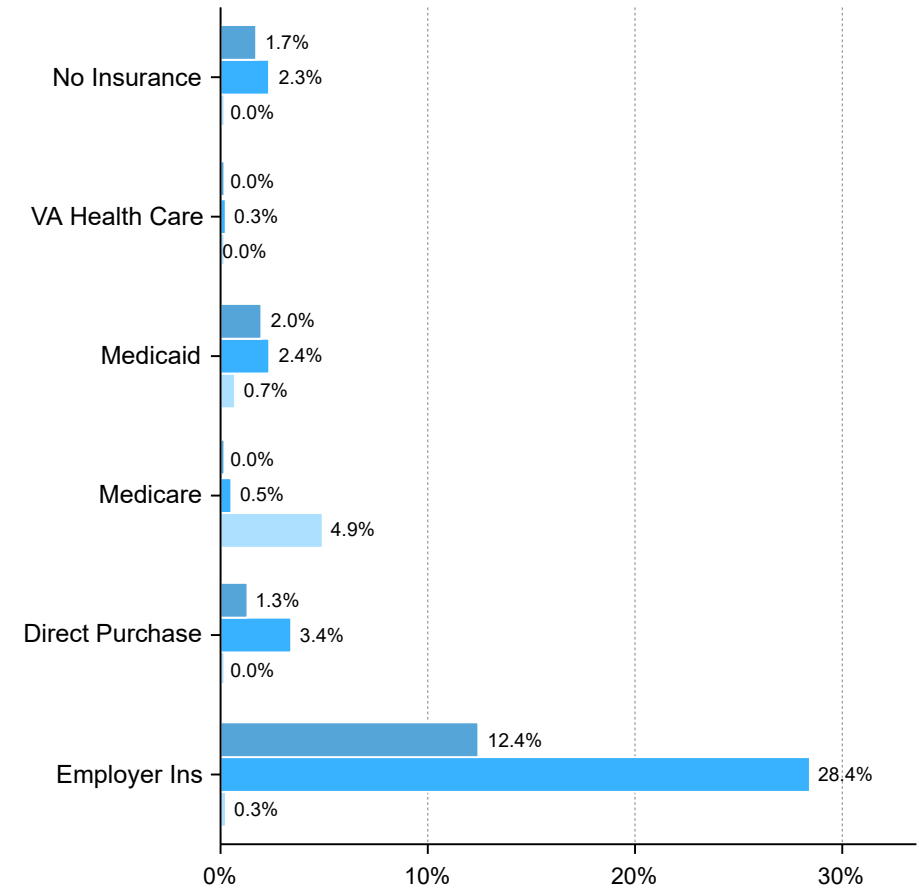


4

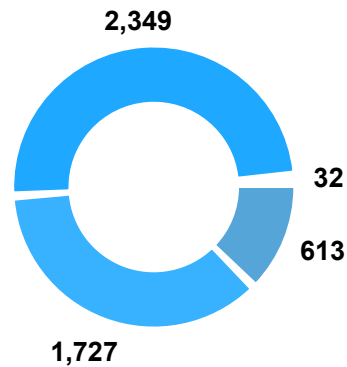
Pop 65+ Speak Spanish & No English

HEALTH INSURANCE COVERAGE

■ Pop 19-34 ■ Pop 35-64 ■ Pop 65+



POPULATION NO HEALTH INSURANCE



■ 0-18 ■ 19-34 ■ 35-64 ■ Age 65+

AT RISK POPULATION



8,972

Households With Disability



19,645

Population 65+

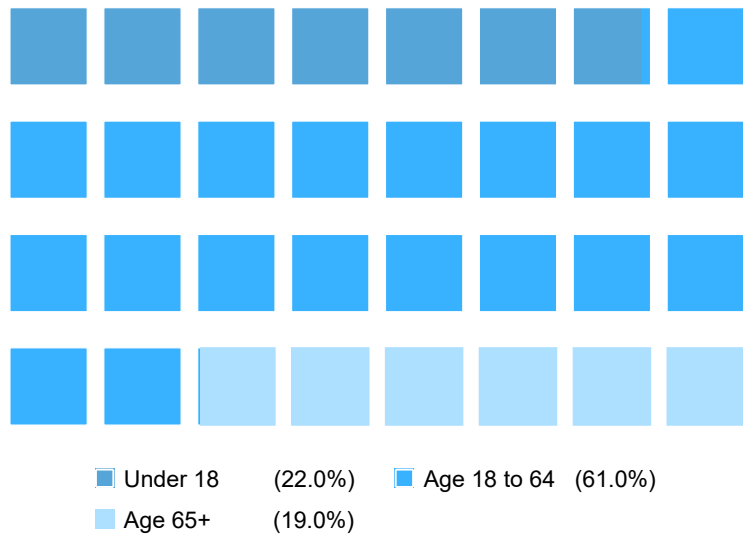


2,445

Households Without Vehicle

LANGUAGE	Age 5-17	18-64	Age 65+	Total
English Only	15,132	58,340	16,765	90,237
Spanish	1,225	2,565	170	3,960
Spanish & English Well	1,192	1,572	147	
Spanish & English Not Well	24	764	19	807
Indo-European	28	903	304	1,101
Indo-European & English Well	21	830	301	
Indo-Euro & English Not Well	7	56	3	66
Asian-Pacific Island	355	591	36	982
Asian-Pacific Isl & English Well	343	580	25	
Asn-Pacific Isl & English Not Well	12	11	11	34
Other Language	0	60	5	65
Other Language & English Well	0	60	0	
Other Lang. & English Not Well	0	0	5	5

POPULATION BY AGE



KEY INDICATORS: IMPACT PLANNING

104,761	42,528	2.38	41.8	\$60,360	\$172,966
Population	Households	Avg Size Household	Median Age	Median Household Income	Median Home Value

POPULATION AND POVERTY STATUS

	Total
Population for whom Poverty Status is Determined	98,781
Income to Poverty Ratio <0.50	3,544
Income to Poverty Ratio 0.50-0.99	4,843
Income to Poverty Ratio 1.00-1.24	5,297
Income to Poverty Ratio 1.25-1.49	3,305
Income to Poverty Ratio 1.50-1.84	6,046
Income to Poverty Ratio 1.85-1.99	2,952
Income to Poverty Ratio 2.00+	72,794

POVERTY LEVELS

	Below	At/Above	Total
Total	3,808	37,579	41,387
Married Couple Families	493	22,032	22,525
Other Families w/Male Householder	176	1,697	1,873
Other Families w/Female Householder	979	2,128	3,107
Nonfamilies w/Male Householder	1,105	5,687	6,792
Nonfamilies w/Female Householder	1,055	6,035	7,090

NO HEALTH INSURANCE COVERAGE

	%	Total
Population <19	0.6%	613
Population Age 19-34	1.7%	1,727
Population Age 35-64	2.3%	2,349
Population Age 65+	0.0%	32

2019 SPENDING ON HEALTHCARE



2019 TOBACCO/NICOTINE BEHAVIORS

